

MASSEY FERGUSON



1700 Series | 22.5-59 Engine HP



MASSEY FERGUSON

1700 Series

FROM MASSEY FERGUSON
A world of experience. Working with you.



CONTENTS

- 4 INTRODUCTION**
- 6 GC1700 SERIES**
- 10 1700E SERIES**
- 14 1700 PREMIUM SERIES**
- 18 LOADERS AND ATTACHMENTS**
- 20 ALL-WEATHER PERFORMANCE**
- 22 SERVICE, FINANCING & WEB SUPPORT**
- 24 GC1700 SERIES SPECIFICATIONS**
- 26 1700E SERIES SPECIFICATIONS**
- 27 1700 PREMIUM SERIES SPECIFICATIONS**



You know who you are. You're the one who works the land. Grows on it. Landscapes it. Clears it. And makes it a little better every day.

You love your land. You know what it takes to turn risk into reward. You know what you want in a tractor. And you know us too, going back six generations.

We're the first 3-point hitch. The first self-propelled combine. The first SCR emissions system. And one of the most productive CVT transmissions in the world. We're Massey Ferguson®.

Today, you'll find us working the land across five continents and 140 countries. No one works the land in more places, in more climates, worldwide.

And everything we learn, everything we know, we bring back home. To you. To your land. To your tractor.

WE NEVER STOP IMPROVING THE COMPACT TRACTOR.





GC1700 SERIES
Sub-Compacts

GC



1700E SERIES
Economy Compacts

E



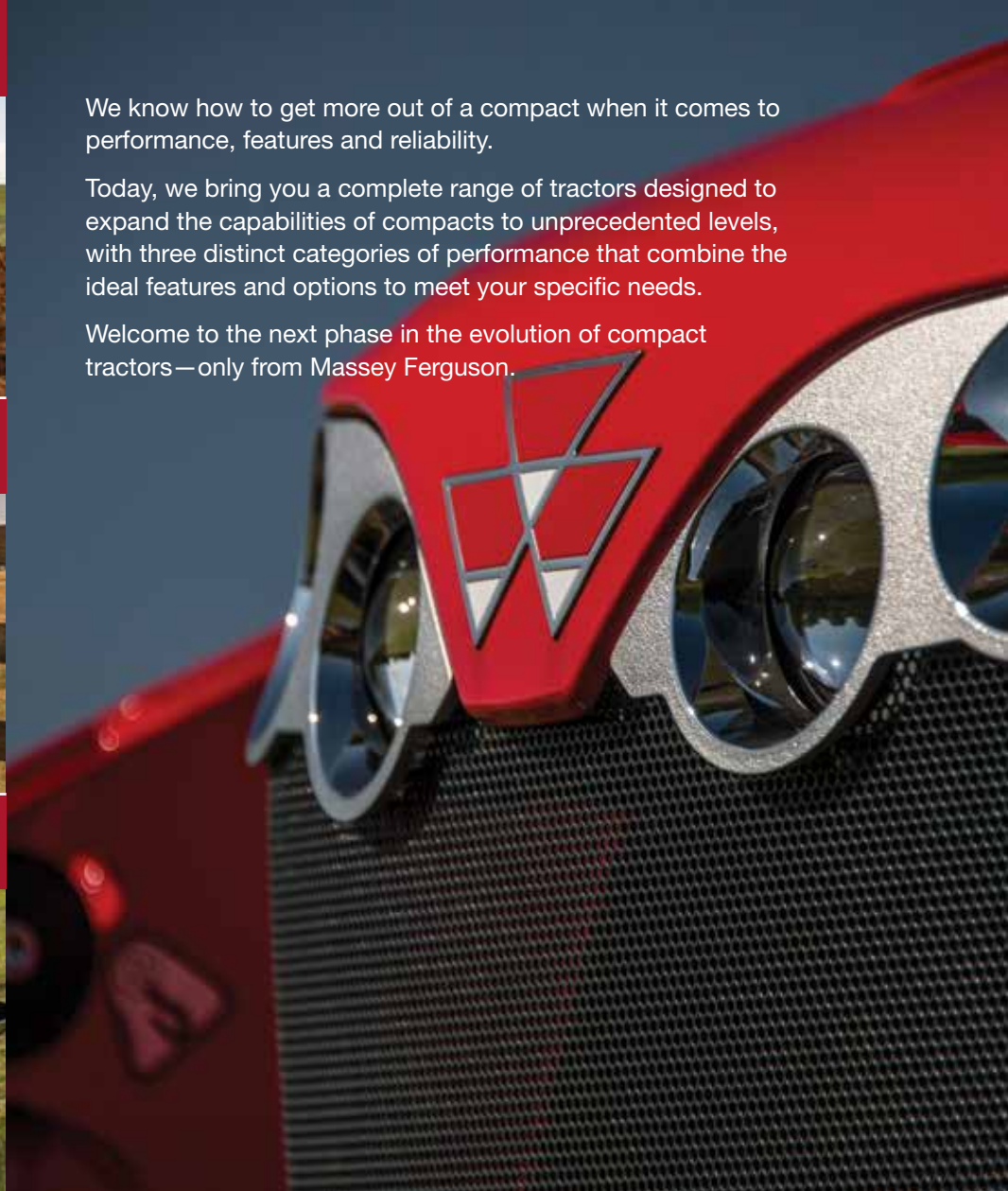
1700 SERIES
Premium Compacts

P

We know how to get more out of a compact when it comes to performance, features and reliability.

Today, we bring you a complete range of tractors designed to expand the capabilities of compacts to unprecedented levels, with three distinct categories of performance that combine the ideal features and options to meet your specific needs.

Welcome to the next phase in the evolution of compact tractors—only from Massey Ferguson.



THE GC1700 SERIES. MUCH MORE THAN JUST A MOWER.

Think of the Massey Ferguson GC1700 Series as the Swiss Army knife of compacts, offering bigger tractor features in just the right size. With up to 25 gross engine horsepower and unmatched versatility, these easy-to-drive, multi-tasking workhorses can handle everything from mowing, loading and backhoe work to snowblowing and more. So if you're ready for a real tractor, check out the GC1700 Series. It'll give you all it's got—and then some.



Available from the factory in a tractor-loader-backhoe version to optimize your productivity right from the start.

MODELS	GC1705	GC1710	GC1715	GC1720
Engine HP (kW)	22.5 (16.8)	22.5 (16.8)	25.0 (18.6)	25.0 (18.6)
PTO HP (kW)	18.7 (13.9)	18.7 (13.9)	19.6 (14.6)	19.6 (14.8)
Engine type	Iseki 1.1 Liter 3-cylinder liquid-cooled diesel, Tier 4 Final			
Transmission	2-range hydrostatic transmission with side-by-side foot pedals and cruise control			
Hydraulics	6.3 gpm (23.8 lpm) total flow, includes loader joystick		6.8 gpm (25.7 lpm) total flow, includes loader joystick	
Configuration	4WD ROPS	4WD ROPS TLB	4WD ROPS	4WD ROPS TLB



Our powerful front-end loaders with dual bucket cylinders maintain an even force across the bucket to keep it from getting out of line.

THE GC1700 SERIES. FIVE REASONS TO BELIEVE IN US.



Curved-boom backhoes let you maximize digging depth.

Whether you're a residential customer or a seasoned professional, everything about the Massey Ferguson GC1700 Series is designed to help you get the job done.

1. LARGEST ENGINE IN ITS CLASS

More cubic inches translate into higher reserve torque and more efficient use of horsepower. And our all-cast-iron construction delivers higher durability and longer engine life, compared to cast iron blocks with aluminum heads.



2. COMFORTABLY FAMILIAR OPERATOR'S STATION

Providing more than just great ergonomics, the operator's station on the GC1700 Series makes the transition from lawn tractor to small compact virtually seamless. All major controls and functional pedals are in familiar, intuitive locations that are easy to reach and operate. A large, completely flat foot deck offers easy entry and exit, as well as comfortable foot placement for a great driving experience.

3. PROFESSIONAL QUALITY MOWING DECKS

For residential or commercial use, our 10-gauge stamped steel, full-floating decks deliver a top-notch cut on every type of terrain. All spindle assemblies are made of cast iron for greater durability, compared to aluminum-cast spindles.

4. OUTSTANDING MATERIAL HANDLING

With dual-bucket cylinders and exceptional bucket rollback angles, Massey Ferguson Compact Series loaders deliver better performance than single-cylinder loaders. Efficient hydraulic pumps deliver higher output at lower RPM than most competitive models.

5. A BACKHOE TO MATCH

The GC1700 Series works seamlessly with the CB65 backhoe. And this full-size 6.5-ft. backhoe offers features our competitors don't. A fully integrated four-point sub-frame, large-diameter cylinders, industry-leading cycle times and our exclusive Boom Float Control, make this the most versatile, stable and easy-to-operate backhoe in its class.

THE 1700E SERIES. EASY TO OPERATE, EASY TO AFFORD.

WHEN YOU CREATE A CATEGORY, YOU TEND TO BE PATHOLOGICAL INNOVATORS

If you're looking for a compact that's a no-nonsense workhorse with up to 38.5 gross engine horsepower, the Massey Ferguson 1700E Series is the tractor for you. Simply put—we've gone back to the basics to help you come out ahead.

COMFORT, STABILITY, AND INTUITIVE CONTROL

All 1700E Series tractors feature an open station operator's platform that's simple and utilitarian. A single foot step on the left side and a grab handle make getting on and off easy. And most major functions are accomplished with mechanical levers placed within easy reach.


Our new analog dash with digital hour meter keeps you informed at a glance. The folding ROPS lets you work or park in height-restricted areas. And the foot deck, hood and fenders are all made of stamped steel for rugged durability and a long working life.



1700E models feature a 540 RPM rear PTO and Category 1 3-point hitch as standard equipment to power a wide variety of mounted or towed implements.



MODELS	1726E	1734E	1739E
Engine HP (kW)	24 (17.9) @ 2,600 RPM	34 (25.3) @ 2,600 RPM	38.5 (28.7) @ 2,800 RPM
PTO HP (gear)	20.4 (15.2)	29.0 (21.6)	32.8 (24.5)
PTO HP (HST)	19.2 (14.3)	27.2 (20.3)	30.9 (23.0)
Engine type	Shibaura 1.5L 3-cylinder diesel, Tier 4 Final		
Transmission	9x3 constant mesh / 3-range hydrostatic (HST)		
Hydraulics	10.5 gpm (40.0 lpm)		11.3 gpm (42.7 lpm)
Configuration	4WD only; open platform with ROPS		



LIGHT & TURN SIGNALS

FUEL FILL

FIXED STEERING WHEEL

PEDESTAL FOOT PEDALS

PTO GEAR SELECT LEVER

4WD LEVER

RANGE LEVER

GRAB HANDLE

SUSPENDED SEAT

STEEL FENDERS

CUP HOLDER

ANALOG/DIGITAL DASH

HAND THROTTLE

STEEL FOOT DECK

DIFFERENTIAL LOCK PEDAL

REAR REMOTE LEVERS

3-POINT CONTROL

PTO START LEVER (1739E GEAR)

TOOLBOX

THE E STANDS FOR ECONOMY, EFFICIENCY AND EASY.

With these low-cost economy compacts, you get much more than you pay for. You get durability and legendary performance. Plus more capability, more functionality and key features like these.

CLEAN-BURNING TIER 4 DIESEL ENGINE

Massey Ferguson 1700E Series compact tractors feature a new line of powerful, durable, 3-cylinder diesel engines with electronic engine management, indirect fuel injection and a turbo-charger* to enhance power and performance.

Tier 4 Final emission standards are met using three technologies, including internal exhaust gas recirculation (EGR), a diesel oxidation catalyst (DOC) and a diesel particulate filter (DPF). The 1726E (@24 HP) is Tier 4-compliant and does not require EGR, DOC or DPF.

YOUR CHOICE OF TRANSMISSIONS

All 1700E Series models offer you a choice of hardworking transmissions:

Mechanical 9X3 transmission

Great for mowing and efficient hauling, it has nine forward and three reverse speeds, controlled by two shift levers within easy reach. An inline range lever is positioned on the left side of the operator's seat and another lever—for operating the three forward gears and one reverse gear—is located just below the steering wheel. A dry, single-disc clutch keeps operation simple and intuitive.

**Turbocharger is only for the 1734E and 1739E models*

3-range hydrostatic (HST) transmission

Ideal for loader work, this transmission delivers smooth acceleration without a single gear change. It's operated by using a simple heel-toe rocker pedal on the right side of the foot deck. A simple inline lever on the left side of the seat lets you select from rabbit, turtle and snail ranges. The lower ranges deliver better low-end torque for draft loads and field work. The high range makes transport a breeze.

The 1726E and 1734E offer 6.7 gpm of hydraulic flow to the implement system and rear 3-point hitch, while a separate 3.8 gpm pump drives the power steering system.

The 1739E offers 7.2 gpm of hydraulic flow to the implement system and rear 3-point hitch, while a separate 4.1 gpm pump drives the power steering system.



4WD FRONT AXLE

Featuring hydrostatic power steering, this power front axle improves traction and pulling power for tough working conditions. Standard on all 1700E models, it provides stout support for loader operations. It engages mechanically using a hand lever at the front of the seat, and the bevel gear axle design offers a high steering angle (52 degrees) for excellent maneuverability.

HIGHER FLOW HYDRAULICS

Hydraulics are key to making loader work go faster and implements respond more efficiently. All 1700E Series models have an open center hydraulic system and a higher flow rate.

Up to two rear remote valves can be field-installed on all models to power mounted or pull-type implements.

REAR 3-POINT HITCH

With an ASABE Category I linkage with fixed ball ends, this hitch features a lift capacity of 1,600 lbs. (725 kg) at 24 in. (610 mm) beyond the ball ends. A single turnbuckle adjuster on the right side lift arm provides height adjustment for easy implement attachment.

MATCHED FRONT END LOADER

Designed to help further improve productivity, the Massey Ferguson loader features a quick-attach main frame design for quick and easy loader mounting and dismounting, as well as a frame-mounted hydraulic joystick for convenient loader control.



The hydrostatic power steering system reduces steering wheel vibrations from rough terrain to reduce operator fatigue.

1700 SERIES PREMIUM COMPACTS OFFER BEST-IN-CLASS



What makes these tractors premium is advanced engineering that goes above and beyond. Featuring performance options typical of bigger tractors but with the simplicity and fuel efficiency of a compact, Massey Ferguson 1700 Series Premium compacts are ideal for general maintenance on small mixed and specialty farms, horse farms, hunting properties or for landscaping and construction.

The 12x12 power shuttle features a wet disc clutch for durability. There's no need to use the clutch pedal when changing direction.

POWER, COMFORT, CONVENIENCE AND CONTROL.

TIER 4 FINAL DIESEL ENGINES

Ranging from 36.2 to 59 gross engine horsepower, these 3- and 4-cylinder diesels are the result of premium technology and manufacturing. Turbocharged and intercooled, they feature high-pressure common rail fuel injection and electronic engine management. To meet Tier 4 Final clean air emissions requirements, these engines incorporate a diesel particulate filter that is automated for easy maintenance and operation.

MID PTO

An optional, field-installed 2,000-RPM mid PTO is also available on all models except the 1759, for driving mid-mowers, front brooms and snow blowers. Featuring hand lever gear selection, it's engaged by means of the rear PTO button.

AVAILABLE WITH GEAR OR HYDROSTATIC TRANSMISSION

Like the 1700E Series, these 1700 Series Premium compacts offer you two ways to go—with a mechanical or hydrostatic transmission. You can also choose from a power shuttle or an advanced, electronically controlled Servo-HST hydrostatic transmission.

12X12 POWER SHUTTLE

If you prefer the traditional feel of a mechanical transmission, this one is great for loader work, mowing and hauling. It offers four synchronized gears and three non-synchronized ranges, controlled by two easy-to-reach shift levers to the left of the operator's seat. An electronic power shuttle lever is conveniently located on the left side of the steering wheel to seamlessly shuttle from forward to reverse without the use of the clutch pedal. Operation is simple—and ideal for loader work.

ELECTRONIC 3-RANGE HYDROSTATIC TRANSMISSION (SERVO-HST)

For ultimate simplicity and control, this Servo-HST transmission allows for infinite speeds, without shifting gears. Just press the pedal and go, with absolute precision and efficiency. Ranges are managed by a handy left-side, in-line lever. Enhanced capabilities include push-button cruise control, auto throttle, a stall guard function and adjustments to set your maximum ground speed, as well as your acceleration/deceleration rate.

CONVENIENT ELECTRONIC REAR PTO

All Massey Ferguson 1700 Series Premium compacts boast a 540 RPM independent rear PTO that's engaged electro-hydraulically by a simple twist knob on the front dash. Features include a wet clutch for durability and a modulation button for slow, smooth start-up to prevent shock load damage.



MODELS	1736	1742	1749	1754	1758	1759
Engine HP (kW)	36.2	41.6	48.3	53.6	59.0	59.0
PTO HP (gear)	27.5	32.8	39.0	42.1	NA	45.6
PTO HP (HST)	26.3	31.6	37.8	40.9	44.4	NA
Engine type	1.7L 3-cylinder diesel			2.2L 4-cylinder diesel		
Transmission	12x12 power shuttle or Servo-HST			Servo-HST	12x12 PS	
Hydraulics	11.6 gpm			12.8 gpm		
Configuration	4WD only, cab or platform					

A VERY INTUITIVE AND COMFORTABLE PLACE TO WORK.

1700 SERIES PREMIUM COMPACTS

Everything about these tractors has a premium feel, whether you choose to go with our open station platform or deluxe factory-installed cab.

Cab Features


- ▲ Two lockable doors
- ▲ Flat, rubber-coated foot deck
- ▲ HVAC standard
- ▲ Suspended cloth seat with armrests
- ▲ Pre-wired for stereo (includes speakers)
- ▲ Rear hydraulic remote valve standard
- ▲ Opening side and rear windows 6-post ROPS
- ▲ Right and left external mirrors
- ▲ Front and rear roofline working lights
- ▲ Amber marker lights at mid-level
- ▲ Front/rear wipers standard
- ▲ Replaceable cabin air filter

Standard Platform Features

- ▲ Left- and right-side steps with handle
- ▲ Isolation-mounted flat platform with rubber cover for comfort
- ▲ Steel foot deck, hood and fenders
- ▲ Folding ROPS with marker lights
- ▲ Tilt steering
- ▲ Suspended vinyl seat with armrests and retractable seatbelt
- ▲ Analog and digital front dash
- ▲ Suspended foot pedals
- ▲ Intuitive controls layout



The ROPS-certified cab is as roomy as they come in this class and offers excellent 360° visibility. And the climate-controlled environment lets you work hard and ride easy in all weather conditions.



FUEL FILL

TILT STEERING WHEEL

SUSPENDED FOOT PEDALS

DIFFERENTIAL LOCK HEEL PEDAL

RANGE LEVER AND HST CONTROLS

STEEL FENDERS

GRAB HANDLE

PTO GEAR LEVER

SUSPENDED SEAT WITH ARMRESTS

ANALOG/DIGITAL DASH

FLAT FOOT DECK

HAND THROTTLE & PTO CONTROLS

LOADER JOYSTICK

3-POINT HITCH CONTROLS (POSITION & DRAFT)

GRAB HANDLE

REAR REMOTE LEVERS

12V POWER SOCKET

CUP HOLDER

FRONT TO BACK, WE'VE GOT YOU COVERED.

We've got the right front loader and backhoe for whatever job you need to tackle. So you're always as productive as you can be.

COMMON STANDARD FEATURES

- ▲ Hydraulic lines routed inside loader frame for protection and visibility
- ▲ Positive locking galvanized steel bushings at all pivot points to minimize wear
- ▲ Recessed grease zerks to minimize accidental damage
- ▲ Industry-leading cycle times for performance and efficiency
- ▲ Quick-connect hydraulic lines
- ▲ Built-in parking stands

DL95 Front Loader

- ▲ Curved-boom design
- ▲ Regenerative hydraulics for simultaneous operation of lift/lower and curl/dump functions
- ▲ Factory or dealer installation available

L105E Front Loader

- ▲ One-piece main frame with tapered arms and single cross member
- ▲ Loader frame pedestal mounted joystick
- ▲ Skid steer or pin-type implement attachments

DL125 and DL135 Front Loaders

- ▲ Optional third function and soft drive available
- ▲ Universal skid steer or exclusive compact quick-attach implement tool carrier

LOADER MODELS (NON-SELF LEVELING)
Compatible tractor models
Max. lift height @ pivot pin in. (mm.)
Lift capacity to max. height @ pivot pin lbs. (kg.)
Breakout force @ pivot pin lbs. (kg.)
Max. rollback angle

DL95	L105E	DL125	DL135
All GC1700 Series	All 1700E Series	1736, 1742	1749, 1754, 1758, 1759
72.8 (1,850)	95.7 (2,400)	102.4 (2,600)	110.2 (2,800)
870 (395)	1,210 (549)	1,840 (835)	2,420 (1,098)
920 (420)	1,460 (660)	2,190 (990)	2,860 (1,300)
25°	25°	45°	45°


BACKHOE MODELS
Compatible tractor models
Size
Bucket digging force lbs. (kg.)
Max. digging depth in. (mm.)
Max. reach in. (mm.)
Bucket width options in.

CB65	CB75	CB85
GC1710, GC1720	1734E, 1739E, 1736, 1742	1749, 1754, 1758, 1759
6.5'	7.5'	8.5'
2,476 (1,123)	3,148 (1,428)	4,475 (2,030)
77.5 (1,968)	92.1 (2,339)	99.6 (2,530)
107.5 (2,730)	119.7 (3,040)	129.9 (3,299)
10", 12"	10", 12", 16"	10", 12", 16", 18", 24"

DL95 Front Loader



L105E Front Loader



DL125 and DL135 Front Loaders





THE RIGHT TRACTOR FOR ANY SEASON.

If you live in colder climates, winter presents its own special challenges. And Massey Ferguson compacts offer just what you need to meet them head on. Whether you're a property owner or a contractor, you'll find that these nimble tractors are powerful, comfortable and easy to maneuver, with a wide range of implements that are easy to control.

BUILT FOR SNOW AND READY TO GO

Our goal is to make your winter work as effortless as possible. So we've given careful consideration to everything from versatility to visibility to efficiency.

The standard 4WD front axle on the GC1700, 1700E and 1700 Series Premium tractors provides additional traction in the snow for better performance. And our high steering angle enhances maneuverability. A factory loader joystick on the GC1700 Series and 1700 Series Premium tractors is integrated into the console to keep the design smooth and operation easy. And hydraulic valves at the tractor's mid-point simplify implement connection.

Top it all off with improved visibility and better ventilation on cab models to keep frost off the windows. And whether you're pushing a blade, broom, blower or bucket, you've got a compact that can handle anything winter dishes out.





Winter, spring, summer and fall, our front-mounted implements help you get ahead. And stay there. Blow snow. Move dirt. Clear rocks. Sweep whatever needs sweeping. And never look back.

DEALERS, WARRANTIES AND A WORLDWIDE FOLLOWING.



At Massey Ferguson, we're family.
And there's nothing we wouldn't do for yours.



We go the extra mile right from the start, to make sure our tractors go the extra mile for years to come. Rest assured, if you ever decide to trade in your Massey Ferguson compact series tractor, you can count on resale values to stay high.

WE'RE ALWAYS AT YOUR SERVICE

If you're like most farmers, when you find that perfect piece of equipment, it becomes almost like part of your family. And when you buy a Massey Ferguson, you instantly become part of ours. Our network of dealers understands what owning a hardworking productive tractor really means.

They'll advise and support you through the selection process, the buying process and through operation, maintenance and beyond. Equally important, they realize you have to be able to depend on them 24 hours a day, seven days a week.

ALL-INCLUSIVE WARRANTY

Even our warranty is high-performance, offering five full years of powertrain coverage that's fully backed in-house by AGCO—not a third-party insurer. Best of all, it's also backed by dealers who understand how to help you make the most of it.



QUESTIONS? GO TO MASSEYFERGUSON.US

Our website opens the door to all sorts of technical information and product specifications. If you can't find what you're looking for, click on "Contact Us" and we'll provide you with access to folks who can get you all the answers.

THE DOORS ARE OPEN AT SHOPMASSEY.COM

You'll find all sorts of ways to live Massey Ferguson, from the latest in wearables to gifts for the entire family. And some good old-fashioned bargains, too.

JOIN THE CLUBS

Massey Ferguson Enthusiasts of North America has grown from just 59 members in 2001 to almost 600 members today. They publish a newsletter five times a year and hold annual get-togethers at well-known tractor shows. Join now; visit fergusonenthusiasts.com.

The Ferguson Club is an international, independent members' club established in 1986 to promote and disseminate information and interest in the work of the late Harry Ferguson, Ferguson products and, in particular, the "Ferguson System." fergusonclub.com

The Friends of Ferguson Heritage Ltd. exists to encourage and assist enthusiasts in their interest in the engineering achievements of the late Harry Ferguson. fofh.co.uk

The Massey Ferguson FarmLife magazine is our exclusive publication that offers news, interviews and insights into all the joys—and challenges—of farming.



GC1700 SERIES Sub Compacts

MODELS
ENGINE
Engine HP
PTO HP
Rated engine speed (RPM)
Type
Displacement in. ³ (cc)
Cooling system
DRIVETRAIN
Hydrostatic
Forward speeds with R1 tires mph (kph)
Rear breaks
Rear PTO type
Mid PTO type
HYDRAULICS
Type of system
Power steering flow gpm (lpm)
Total flow gpm (lpm)
Factory joystick
ASABE hitch
Rate of drop control
Lift capacity @ hitch point lbs. (kg.)
Type of stabilizers
Type of link ends
OPERATOR'S AREA
Platform ROPS
Seat type
Seat belt type
Hood type
DIMENSIONS
Overall length in. (mm)
Max width @ rear combo light in. (mm)
Max height over ROPS in. (mm)
Ground clearance in. (mm)
Wheelbase in. (mm)
Shipping weight lbs. (kg.)
Fuel tank capacity gal. (L)

GC1705	GC1710	GC1715	GC1720
22.5	22.5	25	25
18.7	18.7	19.6	19.6
2,600	2,600	3,000	3,000
Tier 4 Final, 3-cylinder diesel	2-side Tier 4 Final, 3-cylinder diesel	Tier 4 Final, 3-cylinder diesel	Tier 4 Final, 3-cylinder diesel
68.5 (1,123)	68.5 (1,123)	68.5 (1,123)	68.5 (1,123)
Liquid-cooled	Liquid-cooled	Liquid-cooled	Liquid-cooled
2 Range w/cruise	2 Range w/cruise	2 Range w/cruise	2 Range w/cruise
0-9.1 (0-14.7)	0-9.1 (0-14.7)	0-9.1 (0-14.7)	0-9.1 (0-14.7)
Wet disc	Wet disc	Wet disc	Wet disc
Independent 540 RPM	Independent 540 RPM	Independent 540 RPM	Independent 540 RPM
Independent 2,000 RPM	Independent 2,000 RPM	Independent 2,000 RPM	Independent 2,000 RPM
Open Center	Open Center	Open Center	Open Center
2 (7.5)	2 (7.5)	2 (7.5)	2 (7.5)
6.3 (24.0)	6.8 (26.3)	6.8 (26.3)	6.8 (26.3)
Opt.	Std.	Std.	Std.
Cat. I	Cat. I	Cat. I	Cat. I
Std.	Std.	Std.	Std.
1,190 (540)	1,190 (540)	1,190 (540)	1,190 (540)
Turnbuckle	Turnbuckle	Turnbuckle	Turnbuckle
Fixed	Fixed	Fixed	Fixed
Fixed	Folding	Fixed	Folding
Coil spring	Coil spring / reversible	Coil spring	Coil spring / reversible
Retractable	Retractable	Retractable	Retractable
Steel, forward-tilting	Steel, forward-tilting	Steel, forward-tilting	Steel, forward-tilting
97.6 (2,480)	177 (4,496)	97.6 (2,480)	177 (4,496)
47.25 (1,200)	53.94 (1,370)	47.25 (1,200)	53.94 (1,370)
72.8 (1,850)	86 (2,185)	72.8 (1,850)	86 (2,185)
6.7 (170)	6.7 (170)	6.7 (170)	6.7 (170)
57.1 (1,450)	57.1 (1,450)	57.1 (1,450)	57.1 (1,450)
1,433 (650)	2,670 (1,211)	1,433 (650)	2,670 (1,211)
6.6 (25)	6.6 (25)	6.6 (25)	6.6 (25)



1700E SERIES Economy Compacts

	1726E	1734E	1739E
MODELS			
ENGINE			
Rated Engine HP (kW)	24.0 (17.9)	34.0 (25.4)	38.5 (28.7)
Rated engine speed (RPM)	2,600		2,800
Rated PTO HP (gear) (kW)	20.4 (15.2)	29.0 (21.6)	32.7 (24.4)
Rated PTO HP (HST) (kW)	19.2 (14.3)	27.2 (20.3)	30.9 (23.0)
Type	3-cylinder diesel, liquid-cooled, Tier 4 Final		3-cylinder diesel, liquid-cooled, turbocharged, Tier 4 Final
Displacement L (in. ³)	1.5 (91.5)		
Air and fuel systems	Indirect low-pressure injection, electronic engine management		Turbocharged, indirect low-pressure injection, electronic engine management
Emissions control	Internal exhaust gas recirculation (IEGR)	Internal exhaust gas recirculation (IEGR), diesel oxidation catalyst (DOC), regenerating diesel particulate filter (DPF)	
DRIVETRAIN			
Transmission	9 x 3 mechanical shift, constant mesh gears, dry single disc clutch		
Shift levers	2 levers: 3-range in-line lever on LH side, "H" pattern lever, (3 gears plus R) in center of platform		
Hydrostatic transmission	3 range HST, heel-toe foot pedal on RH side, clutch pedal on LH side		
Brakes	Internal wet brakes, single brake pedal on HST, two brake pedals on gear models		
Rear axle	Drop-axle type with bull gear final drives		
Differential lock	Mechanical engagement via heel pedal		
Front axle	Cast steel 4WD front axle with center drive line and bevel-gear final drives		
4WD engagement	Mechanical via push-pull lever in platform in front of seat		
HYDRAULICS			
Hydraulic system	Open center system, gear-type pump supplies implements and 3-point hitch		
Hydraulic flow @ remotes gpm (lpm); opt. up to 2	6.7 (25.5)	7.2 (27.3)	
Loader joystick	Field-installed with loader only, joystick attaches to loader mount		
3-point lift capacity lbs. (kg.)	1,600 (725) @ 24"		
Rear PTO	540 RPM 1-3/8" 6-spline shaft		
Rear PTO type	Transmission driven	Gear: independent, HST: transmission driven w/ overrunning clutch	
Mid PTO	None		
OPERATOR'S AREA			
Platform features	Straddle-mount, perforated steel deck, left-side entry with grab handle, steel fenders, folding ROPS, fuel tank under platform		
Hood type	Steel, locking with lift mechanism		
Seat and steering	Suspended vinyl seat with retractable seatbelt, fixed steering wheel		
DIMENSIONS			
Overall length in. (mm)	116 (2,960) without 3-point linkage		
Wheelbase in. (mm)	65.9 (1,675)		
Overall width in. (mm)	52.4 (1,330)		
Height over ROPS w/R1 ag tires in. (mm)	97.6 (2,480) ROPS upright, 63.8 (1,620) ROPS folded		
ROPS base weight without ballast lbs. (kg.)	Gear: 2,600 (1,180) HST: 2,657 (1,205)	Gear: 2,734 (1,240) HST: 2,767 (1,255)	Gear: 2,756 (1,250) HST: 2,789 (1,265)
Fuel capacity gal. (L)	10 (38)		

* All specifications listed are manufacturer's estimates and subject to change without notice.

SPECIFICATIONS

1700 SERIES Premium Compacts

	1736	1742	1749	1754	1758	1759
MODELS						
ENGINE						
Rated Engine HP (kW)	36.2 (27)	41.6 (31)	48.3 (36)	53.6 (40)	59 (44)	59 (44)
Rated engine speed (RPM)	2,500					
Rated PTO gear HP (kW)	27.5 (20.5)	32.8 (24.5)	39.0 (29.1)	42.1 (31.4)	NA	45.6 (34)
Rated PTO HST HP (kW)	26.3 (19.6)	31.6 (23.5)	37.8 (28.2)	40.9 (30.5)	44.4 (33.1)	NA
Type	1.7 L 3-cylinder diesel, Tier 4 Final			2.2L 4-cylinder diesel, Tier 4 Final		
Air and fuel systems	Turbocharged and intercooled, common rail direct injection, electronic engine management					
Emission control	Closed crank case ventilation, diesel oxidation catalyst (DOC), and regenerating diesel particulate filter (DPF)					
DRIVETRAIN						
Mechanical transmission	12 X 12 power shuttle				NA	12 X 12 power shuttle
Main clutch	Wet multi-disc				NA	Wet multi-disc
Shuttle lever	Electronic lever, left side of steering wheel				NA	Electronic left hand lever
Hydrostatic transmission	Servo-HST, electronically controlled 3-range hydrostatic transmission					NA
Rear axle	Drop-axle type with bull gear final drives					Solid axle, planetary final drive
Brakes	Internal wet disc brakes, individual control via independent foot pedals					
Differential lock	Mechanical engagement via heel pedal					
Front axle	Cast steel 4WD front axle with center drive line and bevel-gear final drives					
HYDRAULICS						
Hydraulic system	Open center system, gear-type pump driven by engine to supply implements and 3-point hitch					
Hydraulic flow @ remotes gpm (lpm)	11.6 (43.8)				12.8 (48.6)	
Loader joystick	Std. equipment, integrated into right-hand console					
3-Point lift capacity lbs. (kg.) @ 24"	2,535 (1,150)		3,086 (1,400)		3,307 (1,500)	
Rear PTO	540 RPM 1-3/8" 6-spline shaft, electro-hydraulically engaged via twist knob					
Mid PTO	Opt., 2,000 RPM					NA
OPERATOR'S AREA						
Platform features	Steel flat deck with rubber mat, folding ROPS, fuel tank under platform, suspended foot pedals, 2-side entry with grab handle					
Cab features	6-post structure, 2 doors, flat deck with rubber mat, roofline work lights (2 front / 2 rear), suspended foot pedals, fuel tank under platform, HVAC, front & rear wiper					
Hood type	Steel, locking with lift mechanism					
Seat and steering	Deluxe suspended seat with armrests and seatbelts (vinyl seat on ROPS, cloth seat on cab), tilt steering					
DIMENSIONS						
Overall length in. (mm)	122.0 (3,100)	130.7 (3,320)	132.3 (3,360)	132.3 (3,360)	132.3 (3,360)	134.6 (3,420)
Wheelbase in. (mm)	69.7 (1,770)	71.1 (1,805)	76.0 (1,930)	77.2 (1,960)	77.2 (1,960)	77.2 (1,960)
Overall width in. (mm)	64.2 (1,630)	64.2 (1,630)	65.4 (1,660)	65.4 (1,660)	65.4 (1,660)	71.1 (1,805)
Overall cab height in. (mm)	91.3 (2,320)	91.3 (2,320)	92.9 (2,360)	92.9 (2,360)	92.9 (2,360)	93.3 (2,370)
ROPS base weight without ballast lbs. (kg.)	3,362 (1,525)	3,638 (1,650)	3,913 (1,775)	4,145 (1,880)	4,178 (1,895)	4,343 (1,970)
Cab base weight without ballast lbs. (kg.)	3,803 (1,725)	4,068 (1,845)	4,354 (1,975)	4,575 (2,075)	4,608 (2,090)	4,784 (2,170)
Fuel capacity gal. (L)	10.6 (40)			14.5 (55)		



MASSEY FERGUSON

masseyferguson.us

LOW-RATE, FLEXIBLE FINANCING

With competitive rates and easy terms, your Massey Ferguson dealer and AGCO Finance offer great ways to buy, lease or rent your new machine.

QUALITY PARTS

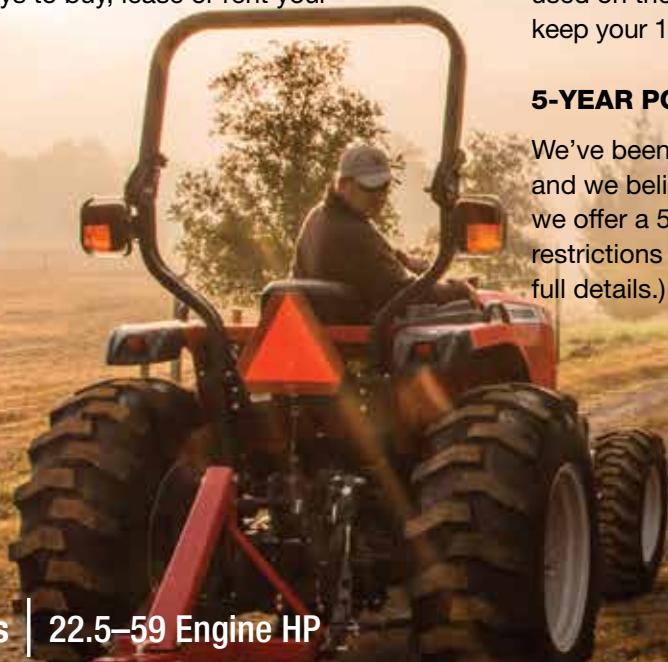
Genuine Massey Ferguson replacement parts are made to the same high standards as those used on the assembly line, so you can always keep your 1700 Series tractor running like new.

AGCO ANSWERS

At AGCO, customer care isn't just a department. It's a commitment. We'll do our best to answer any questions promptly, or put you in touch with someone who can. AGCO Answers: (877) 525-4384 or agcoanswers@agcocorp.com

5-YEAR POWERTRAIN WARRANTY

We've been making tractors for a long time, and we believe in what we make. That's why we offer a 5-year powertrain warranty. (Some restrictions may apply. Please see dealer for full details.)



1700 Series | 22.5–59 Engine HP



©2016 AGCO Corporation. Massey Ferguson is a worldwide brand of AGCO Corporation. AGCO and Massey Ferguson are trademarks of AGCO®. All rights reserved. MF16B001CR (03) 5 PD

We proudly support:



MIX Paper from responsible sources FSC® C010364



AGCO may at any time, and from time to time, for technical or other necessary reasons, modify any of the data, specifications or warranty of the products described herein. Some equipment shown may be optional. Attention: Photographs in this publication may show protective shields and guards open or removed for the purposes of illustration. Be certain all shields and guards are in place during operation.

AGCO is a premier manufacturer of agricultural equipment, providing high-tech solutions for professional farmers feeding the world. The company is dedicated to delivering superior customer service, innovation and quality. AGCO products are distributed in more than 140 countries worldwide.